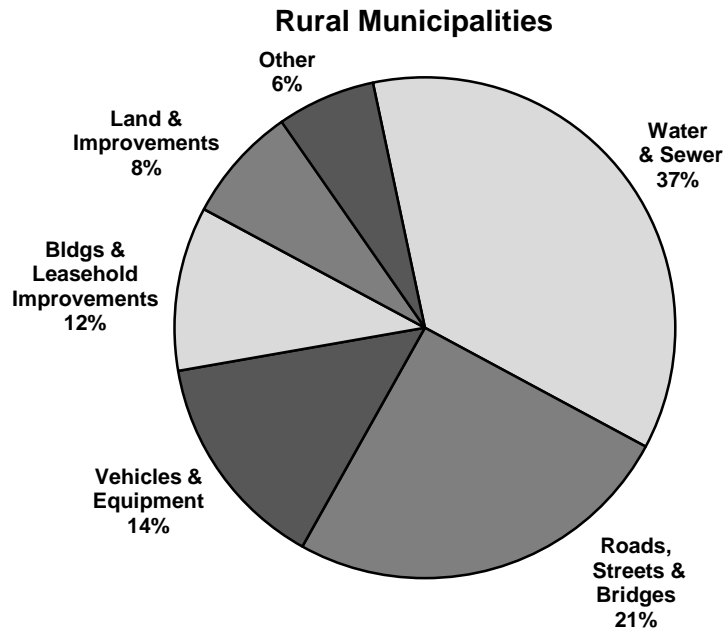
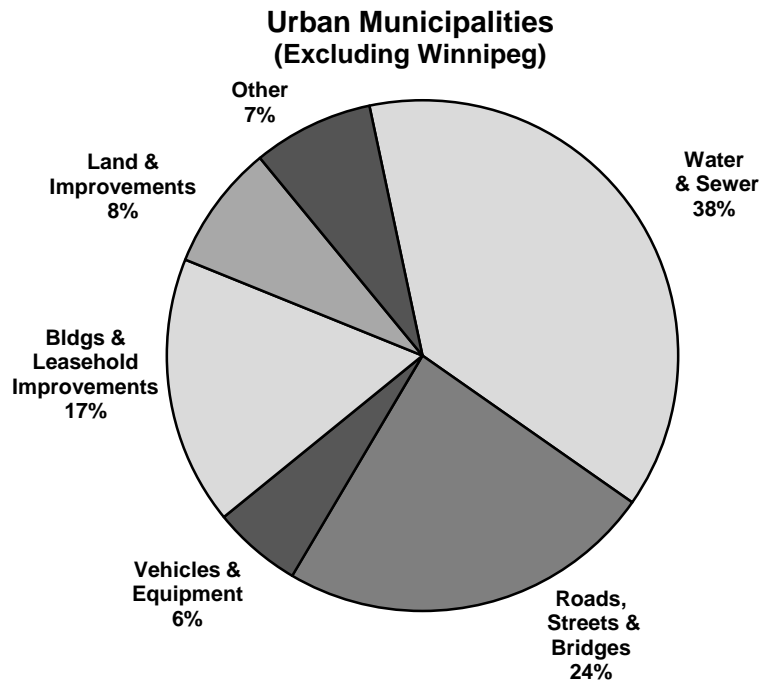


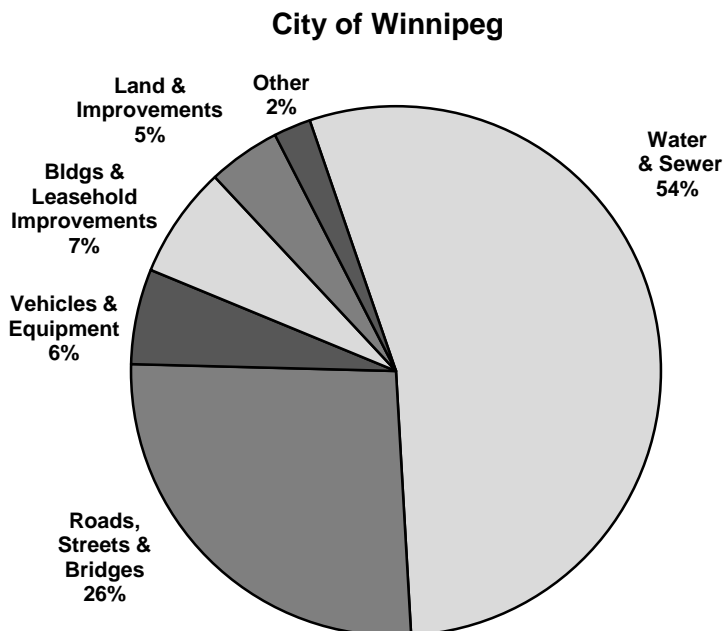
COMPOSITION OF CONSOLIDATED TANGIBLE CAPITAL ASSETS BY MUNICIPAL TYPE



Tangible Capital Assets	Millions (\$)
Water & Sewer	246.0
Roads, Streets & Bridges	171.5
Vehicles & Equipment	96.0
Buildings & Leasehold Improvements	72.0
Land & Improvements	50.9
Other	43.0
Total	679.6



Tangible Capital Assets	Millions (\$)
Water & Sewer	364.8
Roads, Streets & Bridges	227.9
Vehicles & Equipment	54.1
Buildings & Leasehold Improvements	162.8
Land & Improvements	76.1
Other	73.1
Total	958.9



Tangible Capital Assets	Millions (\$)
Water & Sewer	2,333.4
Roads, Streets & Bridges	1,129.3
Vehicles & Equipment	249.7
Buildings & Leasehold Improvements	292.5
Land & Improvements	189.5
Other	96.9
Total	4,291.4

Note: Reflects tangible capital assets for 168 of 198 municipalities where 2009 audited financial information is available